

SAPPA

Pecan Statistics 2023

These statistics are derived from the South African Revenue Service (SARS) and are focused only on South African exports of pecans both in-shell and shelled product.

Disclaimer: All USD (\$) prices are based on average six-month USD/Rand Exchange Rates for the specific year mentioned.

For enquiries contact:

Information Officer: Devan Louw

info@sappa.za.org

General Manager: Cobus van Rensburg

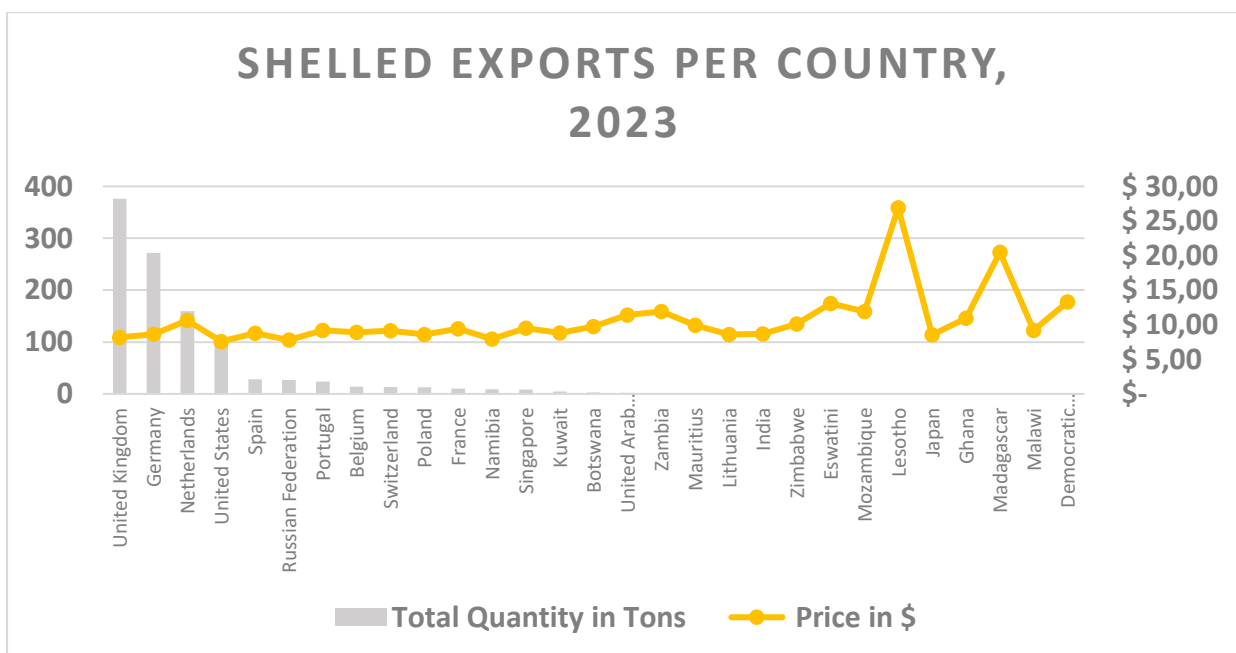
cobus@sappa.za.org





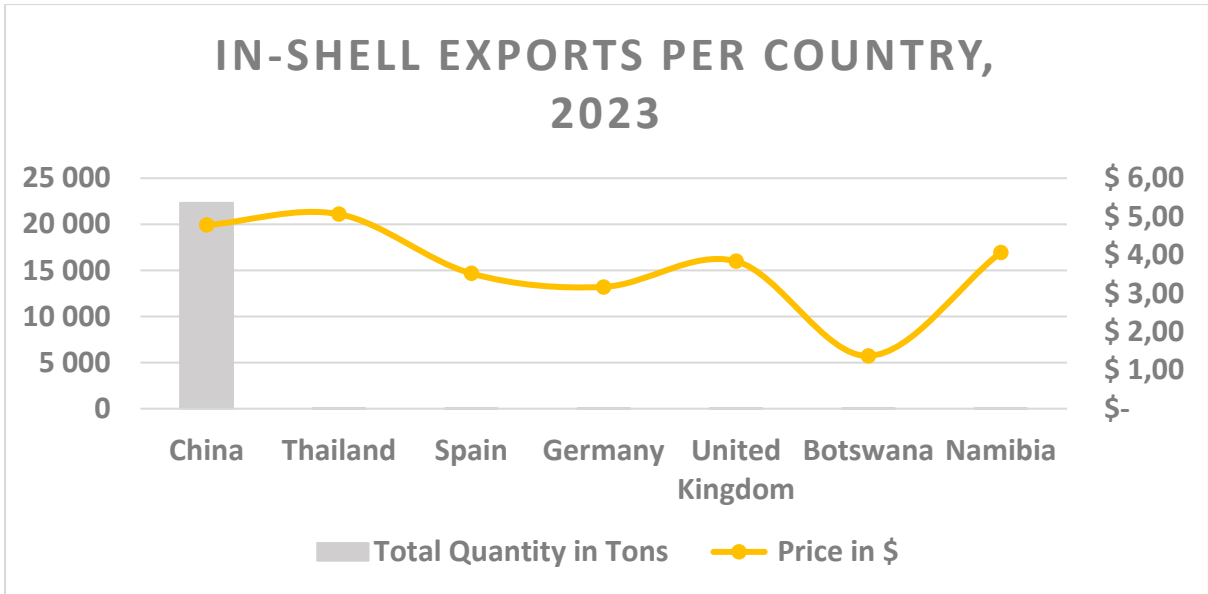
Source: South African Revenue Service, 2023 (SARS)

- a) The above-mentioned graph defines each continent's shelled imports from South Africa (consisting of both halves and pieces), with Europe being the clear favourite reaching 937 metric tons in 2023, comprising 87.2% of the shelled market.



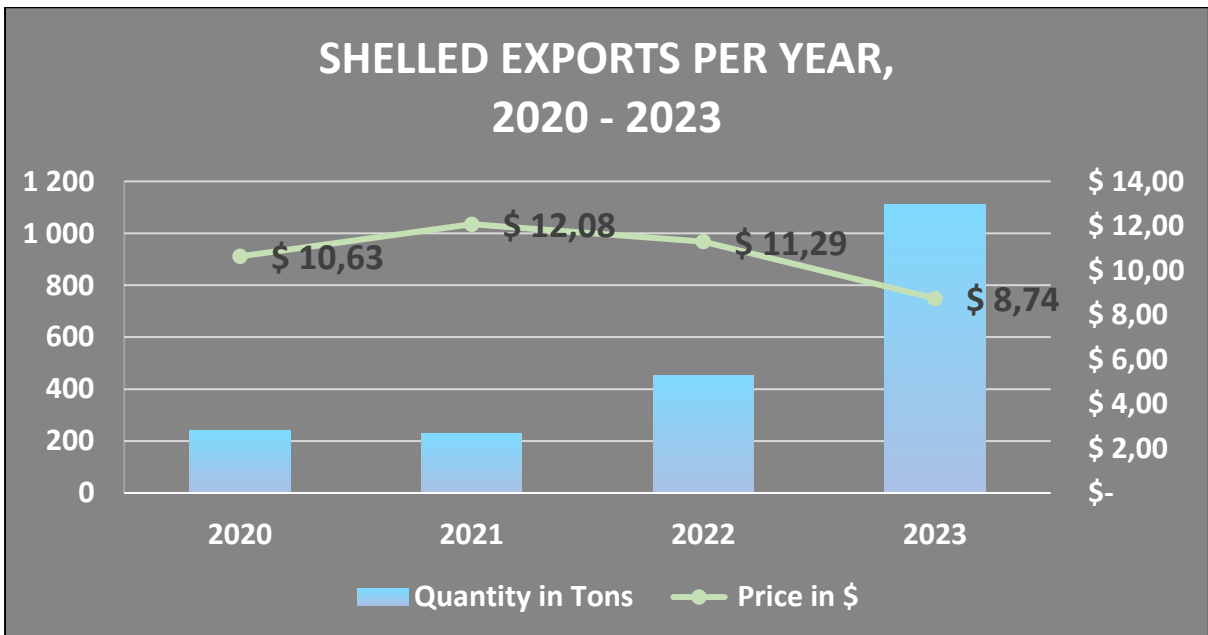
Source: South African Revenue Service, 2023 (SARS)

- b) South Africa's shelled exports resides strong in the European market with the top three being the U.K. importing 376 metric tons, Germany 272 metric tons and the Netherlands 159 metric tons in 2023.



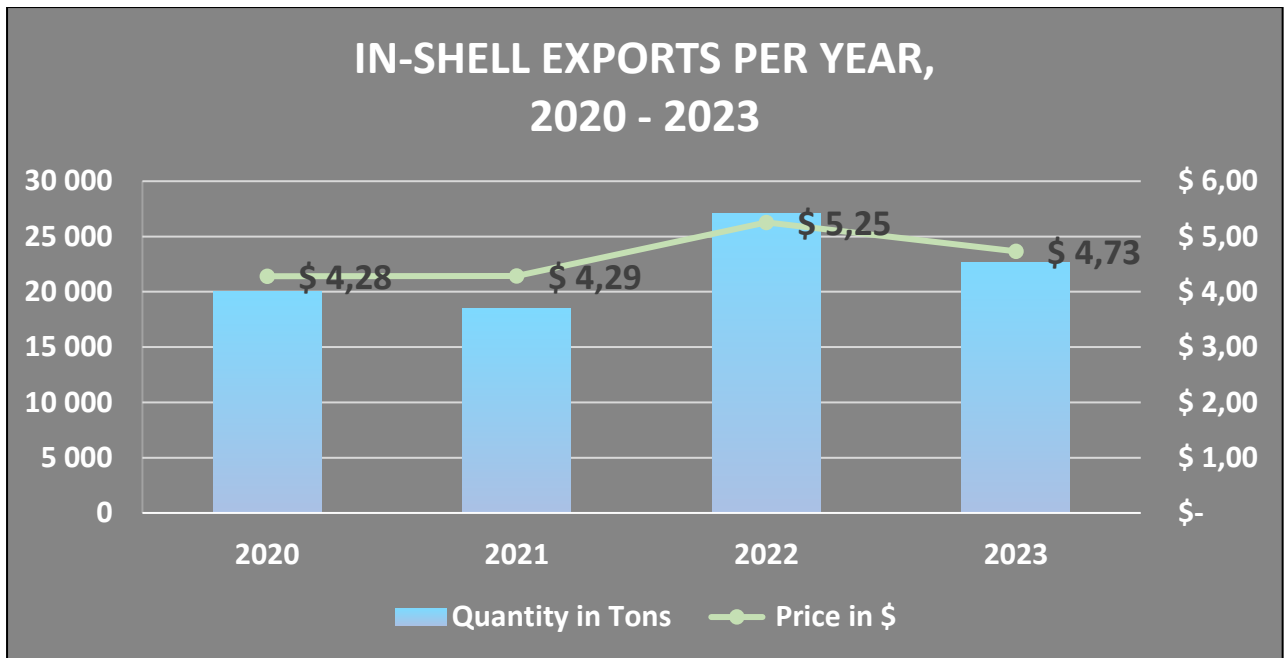
Source: South African Revenue Service, 2023 (SARS)

- c) This graph outlines the South African in-shell market in a nutshell. China is clearly very established and the largest importer of in-shell pecans, accumulating 22,320 metric tons from South Africa in 2023, making up 98.6% of the in-shell market.



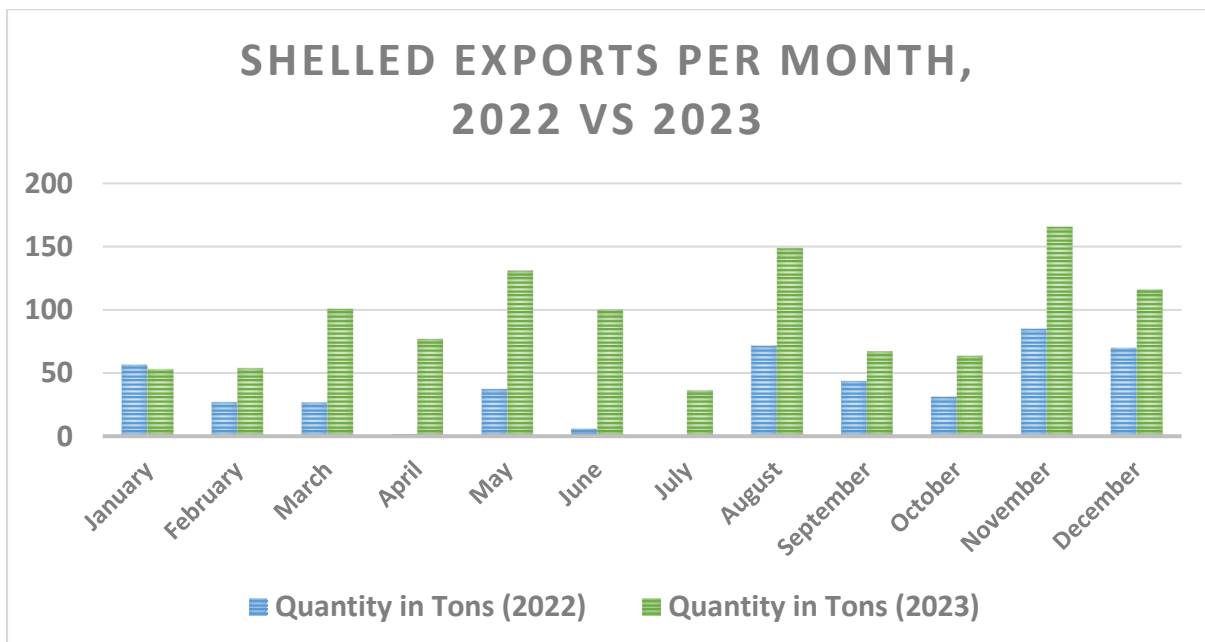
Source: South African Revenue Service, 2023 (SARS)

- d) South African shelled exports grew from 2020 to 2023, presenting 361% growth in the 4-year period. The 2023 shelled exports concluded to 1,111 metric tons compared to 454 metric tons exported in 2022.



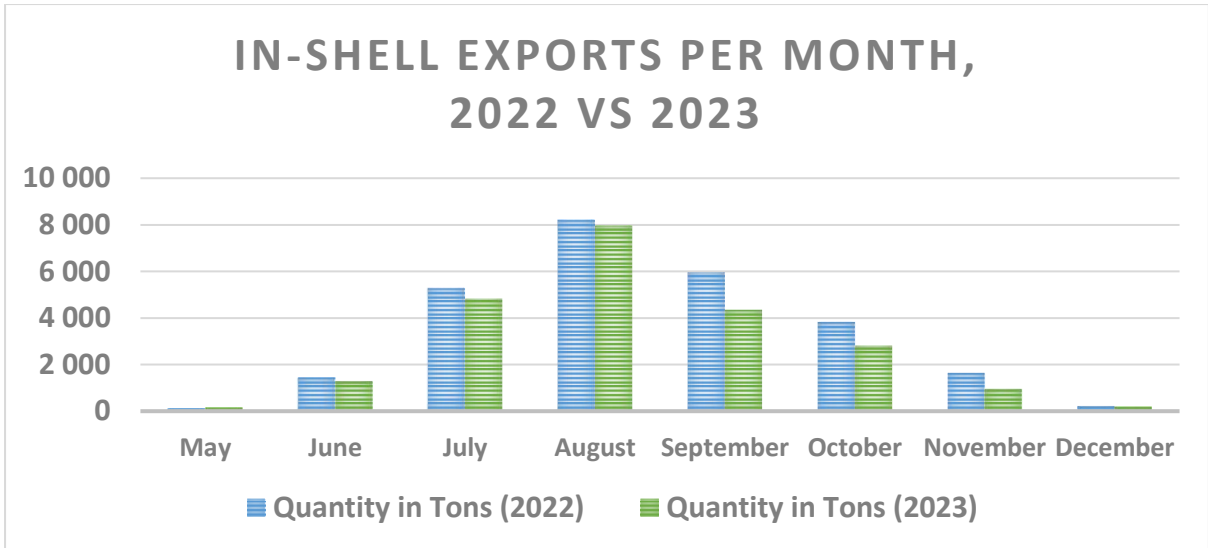
Source: South African Revenue Service, 2023 (SARS)

- e) South African in-shell exports between the period 2020 to 2023, remained strong while lower yields negatively impacted exports in 2023. Furthermore, average price per kilogram decreased slightly from 2022 to 2023.



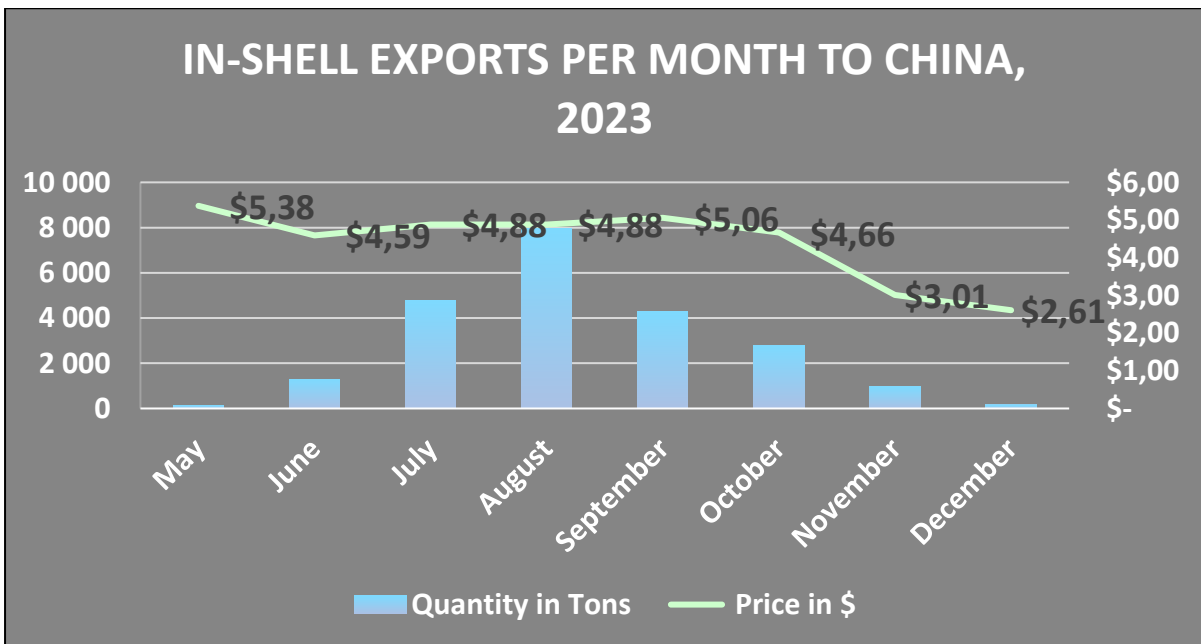
Source: South African Revenue Service, 2023 (SARS)

- f) Shelled exports per month increased significantly from 2022 to 2023. In 2022, South Africa exported a total of 454 metric tons of shelled pecans, compared to 1,111 metric tons in 2023.



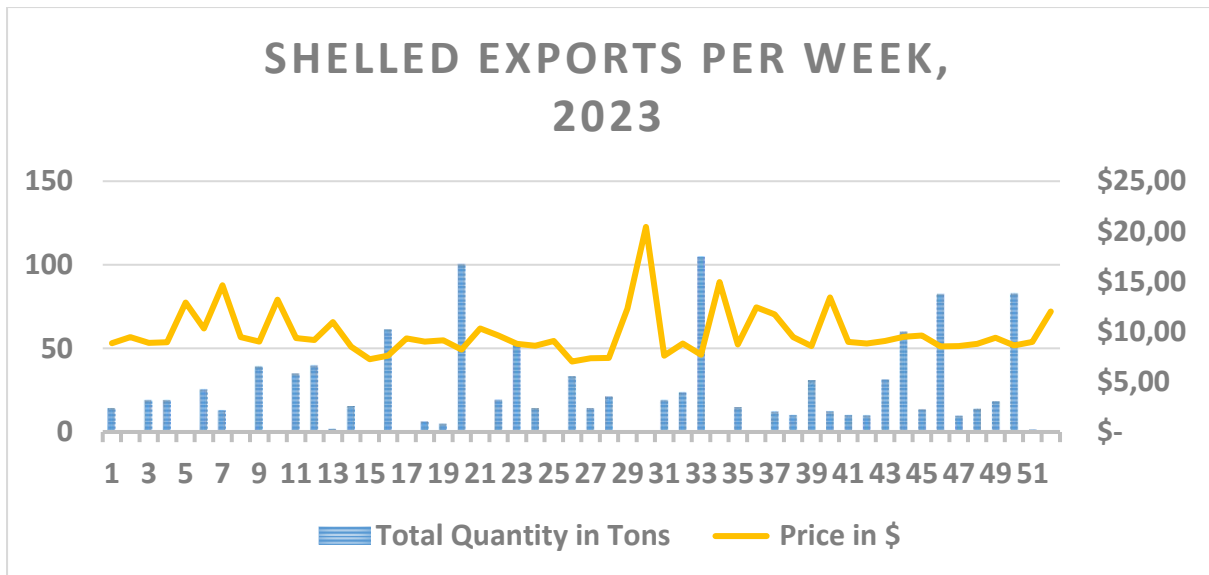
Source: South African Revenue Service, 2023 (SARS)

- g) This graph emphasizes the in-shell exports per month of 2022 and 2023. The tendency remains similar of nature, while the main difference is a lower yield contributing towards a decline in exports, especially from the month of September and onwards.



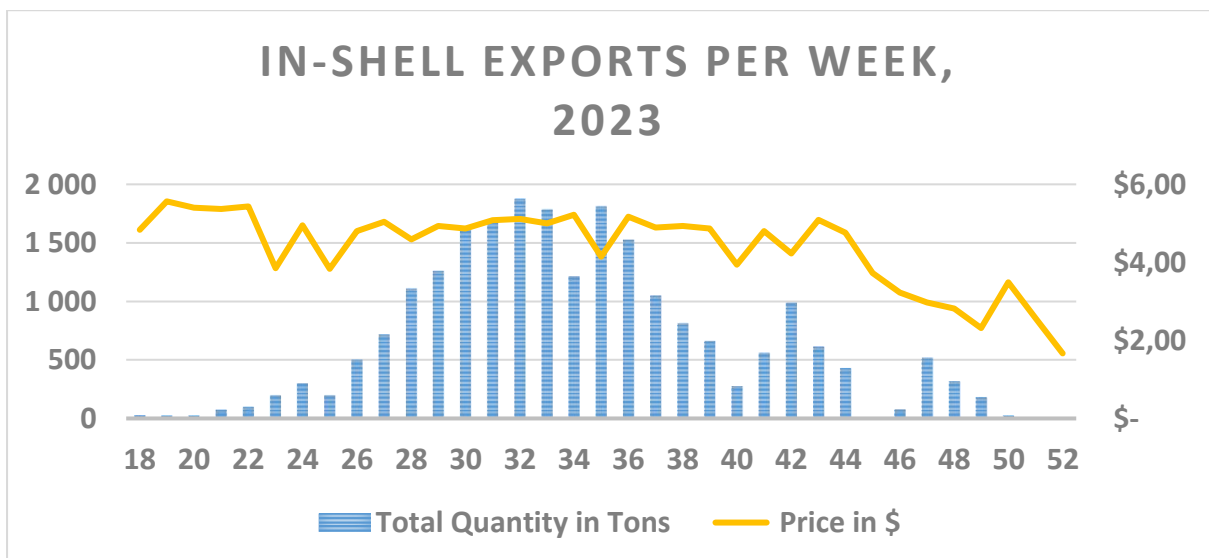
Source: South African Revenue Service, 2023 (SARS)

- h) South Africa's in-shell exports per month in 2023 demonstrates that the largest volumes exported for a single month were in August 2023 amounting to 7,938 metric tons of in-shell pecans, while May 2023 concluded to be the month where the least amount got exported at 150 metric tons, also explaining a higher price per kilogram. November and December 2023 showcased a lower price per kg. (This could be due to lower quality in-shell product being exported at the end of the year as stock was exhausted).



Source: South African Revenue Service, 2023 (SARS)

- i) The current graph showcases South African exports of shelled pecans on a weekly basis. The week with the most shelled exports occurred in Week 33 amounting to 105 metric tons and following closely behind is 100 metric tons exported in Week 20, while these volumes are still relatively small compared to those of the U.S. there has been a lot of growth in the export of shelled pecans in the years. Prices were quite volatile this could be due to the varying quantities being exported, rising from medium volumes to very low volumes.



Source: South African Revenue Service, 2023 (SARS)

- j) The largest in-shell volumes exported per week were between Week 30 and Week 36, while most prices remained relatively stable across the year except from Week 45 and onwards, prices started to decline sharply.